

SBF26-12

AGM BATTERY 26Ah 12V



SB series is a general purpose battery with 10 years design life in float service. It meets with IEC, JIS and BS standards. With up-dated AGM valve regulated technology and high purity raw materials, the SB series battery maintains high consistency for better performance and reliable standby service life. It is suitable for UPS/EPS, solar, medical equipment,



Specification

Cells Per Unit	6
Voltage Per Unit	12
Nominal Capacity	26Ah@20hour-rate to 1.75V per cell @25°C
Weight	Approx. 8.1 Kg (Tolerance ±3.0%)
Internal Resistance	Approx. 10 mΩ
Terminal	F3(M5)/F13(M5)/T24(M5)
Max. Discharge Current	260A (5 sec)
Short Circuit Current	900A
Design Life	6~8 years (Float charging)
Recommended Maximum Charging Current	7.8 A
Reference Capacity	C3 20.2AH C5 22.8AH C10 24.4AH C20 26.2AH
Standby Use Voltage	13.7 V~13.9 V @ 25°C Temperature Compensation: -3mV/°C/Cell
Cycle Use Voltage	14.6 V~14.8 V @ 25°C Temperature Compensation: -4mV/°C/Cell
Operating Temperature Range	Discharge: -20°C~60°C Charge: 0°C~50°C Storage: -20°C~60°C
Normal Operating Temperature Range	25°C ±5°C
Self Discharge	Syrio Power Valve Regulated LeadAcid (VRLA) batteries can be stored for up to 6 months at 25°C and then recharging is recommended. Monthly Self-discharge ratio is less than 3% at 25°C. Please charge batteries before using.
Container Material	A.B.S. UL94-HB, UL94-V0 Optional.



Dimensions

Length	166±1.5mm (6.54 inches)
Width	178±1.5mm (7.00 inches)
Height	125±1.5mm (4.92 inches)
Total Height	125±1.5mm (4.92 inches)
Terminal	Value
M5	6~7 N*m
M6	8~10 N*m
M8	10~12 N*m

Unit: mm

Constant Current Discharge Characteristics : A (25°C)

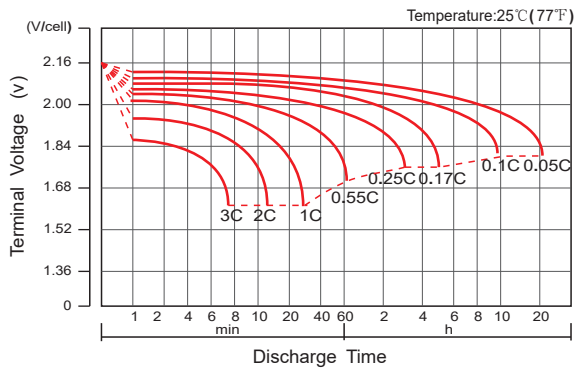
F.V/Time	5MIN	10MIN	15MIN	30MIN	1HR	2HR	3HR	4HR	5HR	8HR	10HR	20HR
1.60V	97.93	63.87	47.12	27.27	15.76	9.785	7.113	5.664	4.782	3.195	2.602	1.354
1.65V	94.39	61.96	45.88	26.67	15.46	9.642	7.019	5.594	4.726	3.163	2.578	1.343
1.70V	89.79	59.47	44.26	25.88	15.08	9.451	6.893	5.500	4.653	3.120	2.545	1.328
1.75V	83.88	56.24	42.15	24.84	14.57	9.199	6.726	5.376	4.555	3.063	2.501	1.309
1.80V	76.42	52.11	39.43	23.50	13.90	8.868	6.506	5.212	4.426	2.987	2.443	1.284
1.85V	67.25	46.95	36.00	21.78	13.05	8.437	6.218	4.997	4.256	2.887	2.366	1.250

Constant Power Discharge Characteristics : WPC (25°C)

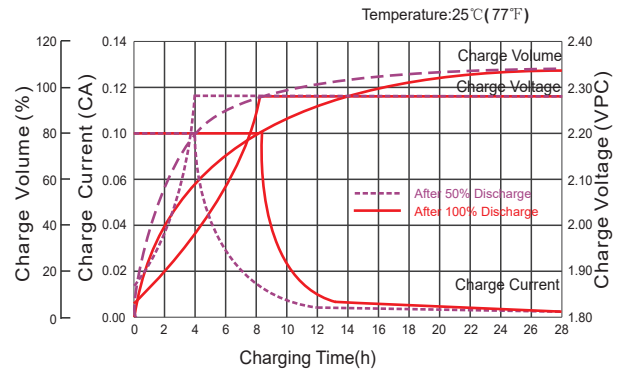
F.V/Time	5MIN	10MIN	15MIN	30MIN	1HR	2HR	3HR	4HR	5HR	8HR	10HR	20HR
1.60V	168.6	110.2	83.6	50.27	29.90	18.82	13.79	11.04	9.36	6.33	5.19	2.71
1.65V	166.8	109.7	83.1	49.90	29.66	18.68	13.69	10.96	9.29	6.29	5.15	2.69
1.70V	160.4	106.5	80.9	48.69	29.02	18.37	13.48	10.80	9.17	6.21	5.09	2.66
1.75V	152.6	102.5	78.1	47.22	28.18	17.96	13.21	10.60	9.01	6.11	5.01	2.63
1.80V	141.4	96.66	74.1	45.12	27.02	17.40	12.83	10.31	8.78	5.97	4.90	2.58
1.85V	126.7	88.63	68.6	42.24	25.54	16.65	12.31	9.92	8.47	5.79	4.75	2.51

(Note) The above characteristics data are average values obtained within three charge/discharge cycle not the minimum values.

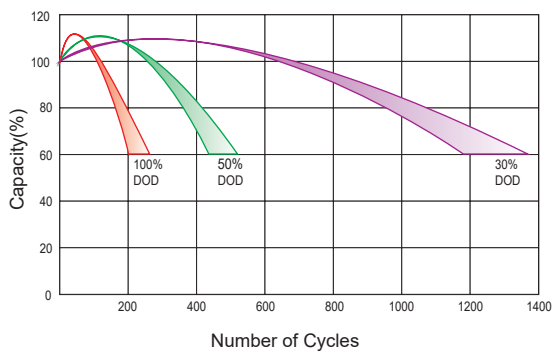
Discharge Characteristics Curve



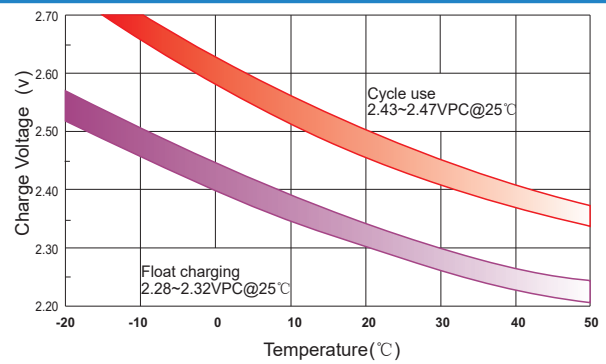
Charge Characteristic Curve For Standby Use



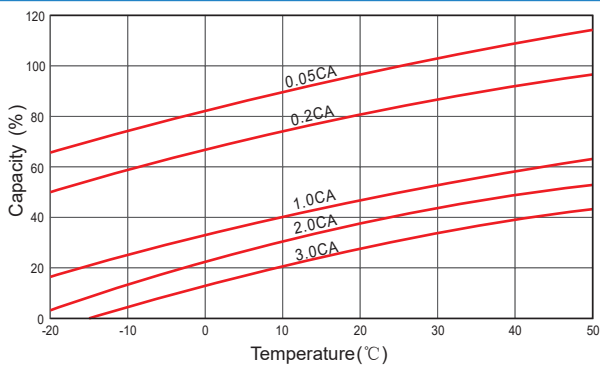
Cycle Life In Relation To Depth Of Discharge



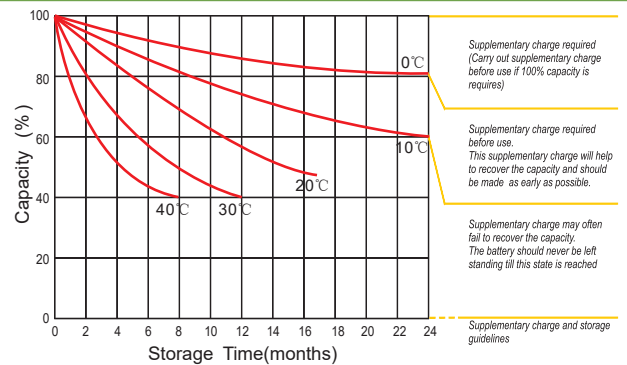
Relationship Between Charging Voltage And Temperature



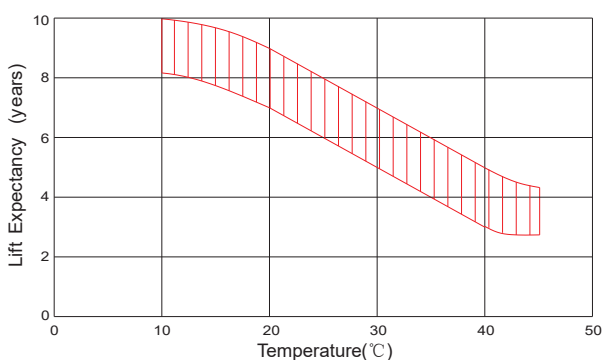
Temperature Effects On Capacity



Storage Characteristics



Effect Of Temperature On Long Term Life



Life Characteristics Of Standby Use

